

Trading Central “Value Analyzer” User Guide

Quick Start Guide for Value Analyzer

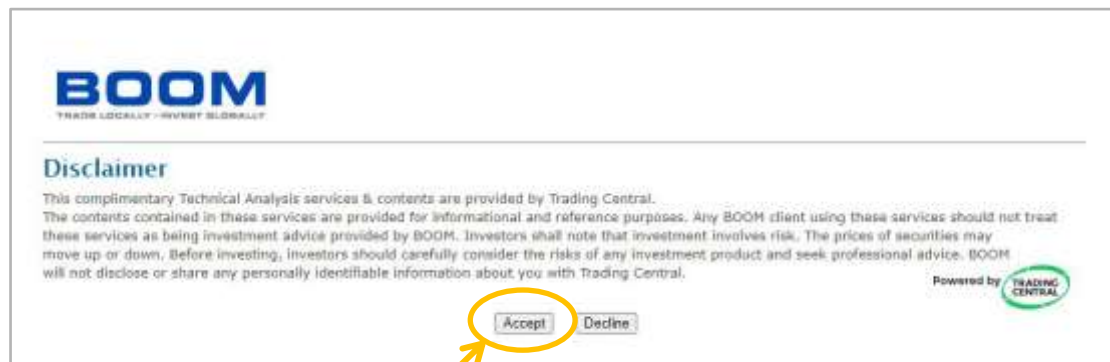
To launch Trading Central (Value Analyzer), login your account and go to “Quotes & News” >> “Trading Central” >> “Value Analyzer”.



The screenshot shows the BOOM trading platform interface. The top navigation bar includes 'Quick Links', 'Feedback', 'Logout', and 'Emp'. The main menu has 'My Portfolio', 'My Watchlists', 'Trade & Status', 'Subscribe', 'Search for Stocks', 'Quotes & News', and 'Funds & Accounts'. The 'Quotes & News' dropdown menu is open, showing 'Quotes' (Quick Quote, Quotes, Charts & Info), 'Trading Central' (Technical Insight, Value Analyzer), and 'Master Views' (Dr. Chan, SamYan, Mr. BOOM). The 'Value Analyzer' option is highlighted with a yellow box. Below the menu, the 'My Portfolio | Cash Account' section shows market data for HSI and HSCFI, a table of holdings, and a 'Views' dropdown set to 'Basic Performance Quotes'.

Code	Stock	Quantity	Cur	Avg. Cost* (Indicative)	Last (delayed)
HK 00388	Hang Kong Exchanges & Clearing Ltd	5,000	HKD	288.000	292.000

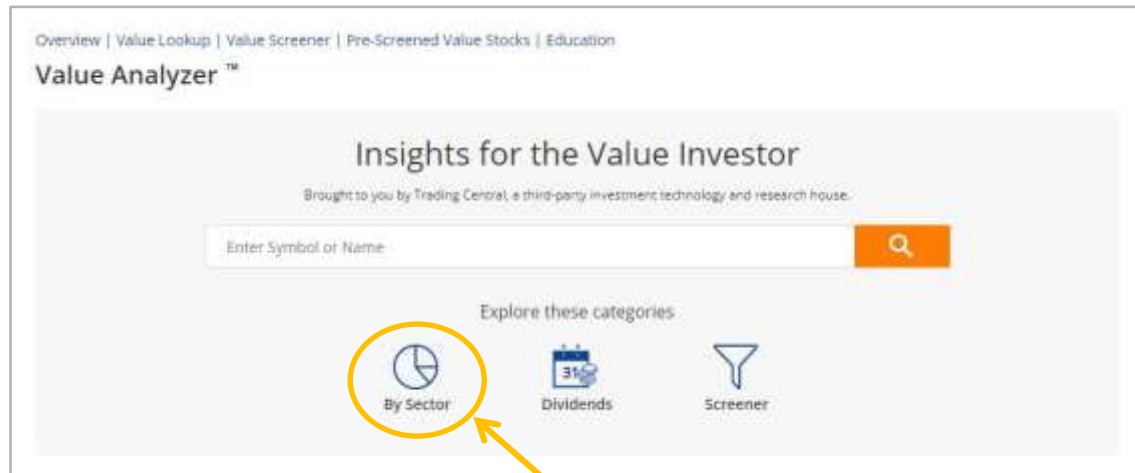
If it is the first time you access the tool, you are required to accept the disclaimer before you start using it. Click “Accept” to continue.



The screenshot shows the BOOM disclaimer page. The text reads: 'This complimentary Technical Analysis services & contents are provided by Trading Central. The contents contained in these services are provided for informational and reference purposes. Any BOOM client using these services should not treat these services as being investment advice provided by BOOM. Investors shall note that investment involves risk. The prices of securities may move up or down. Before investing, investors should carefully consider the risks of any investment product and seek professional advice. BOOM will not disclose or share any personally identifiable information about you with Trading Central.' At the bottom, there are 'Accept' and 'Decline' buttons. The 'Accept' button is highlighted with a yellow circle and a yellow arrow pointing to it. The BOOM logo and 'Powered by TRADING CENTRAL' are also visible.

This is the landing page of the “Value Analyzer”. You can use this tool to assess your favorite stocks from the perspective of value investing. Also, the tool can help finding investment candidates by selecting your own value investing criteria from the market.

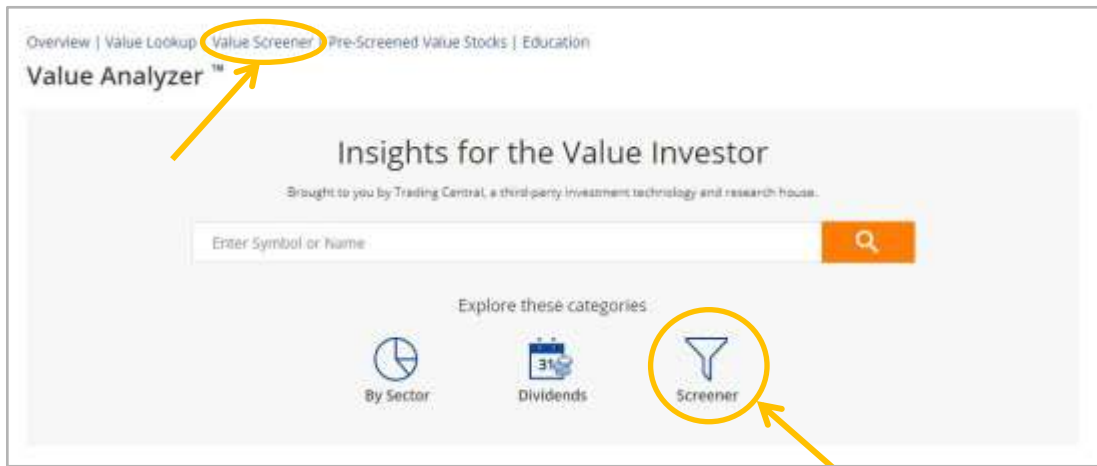
Let’s start with using the tool to find out the good stocks for value investing in different sectors. Click “By Sector” to continue



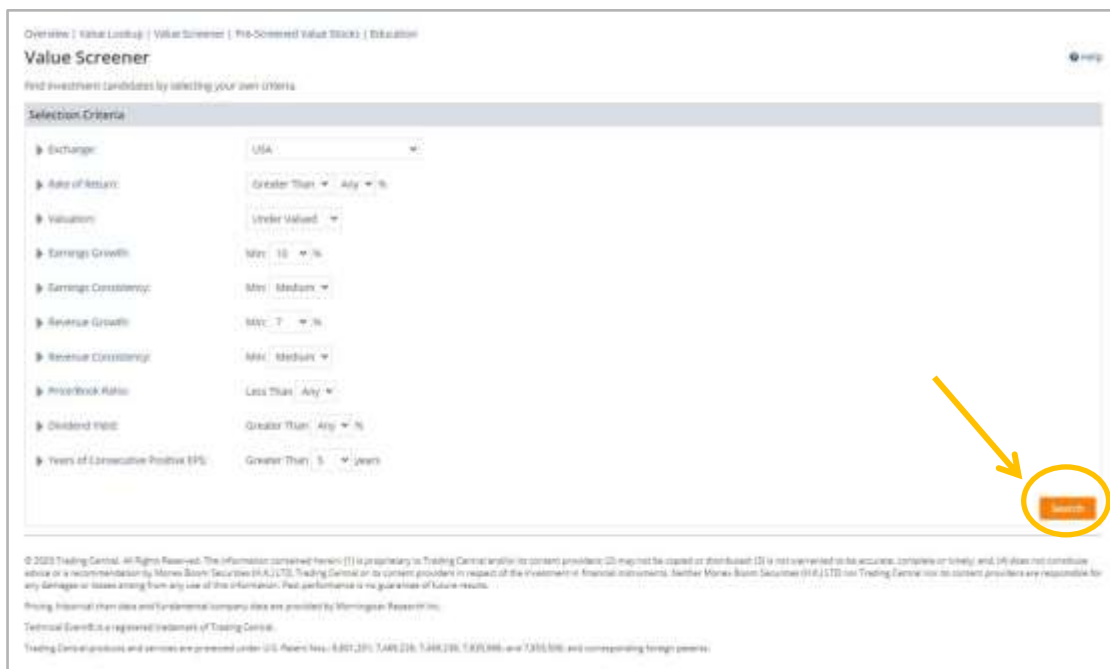
This page will show you the value investing picks (based on the pre-set criteria shown) by the “Value Analyzer” in each sector. By default, it will show US market results. To change another market, click the drop down menu on the right hand side.



If you want to find out value stocks using your own criteria, you can use the “Value Screener” tool. You can either click the “Value Screener” link on the top menu or “Screener” icon to launch the tool.



You can input your own selection criteria to find out the value stocks in the market. Click “Search” to start the screening.



If there are stock(s) matching your selection criteria, the result will be shown here. To modify your criteria, click “Refine Search”.

Overview | Value Lookup | Value Screener | Pre-Screened Value Stocks | Education

Value Screener Results

Here are the top stock(s) up to 50 matching your Value Screener criteria, sorted from “most undervalued” to “least undervalued” so that the best candidates for value investing are brought to the top.

Symbol	Exchange	Name	Earnings Growth (%)	Revenue Growth (%)	Value Score	Value Linkup
898	HKEx	Mutiang Bank Corp Ltd	20	18	Value Linkup	Value Linkup
1207	HKEx	China Everbright Greentech Ltd	40	81	Value Linkup	Value Linkup
1808	HKEx	Yichang HEC Changjiang Pharmaceutical Co Ltd	40	62	Value Linkup	Value Linkup
6257	HKEx	China Everbright International Ltd	23	35	Value Linkup	Value Linkup
8366	HKEx	JNBY Design Ltd	28	18	Value Linkup	Value Linkup
1067	HKEx	Asia Bio-Technology Ltd	31	28	Value Linkup	Value Linkup
8371	HKEx	Beijing Enterprises Water Group Ltd	21	28	Value Linkup	Value Linkup
1999	HKEx	Keoparm Group Co Ltd	20	18	Value Linkup	Value Linkup
2202	HKEx	China Vanke Co Ltd	19	21	Value Linkup	Value Linkup
1297	HKEx	Gensoft Technology Group Ltd	19	17	Value Linkup	Value Linkup
8964	HKEx	China Gas Holdings Ltd	28	17	Value Linkup	Value Linkup
2318	HKEx	Ping An Insurance (Group) Co of China Ltd	20	21	Value Linkup	Value Linkup
1823	HKEx	Flower Bay Technologies Ltd	23	24	Value Linkup	Value Linkup
8392	HKEx	Beijing Enterprises Holdings Ltd	11	11	Value Linkup	Value Linkup
1108	HKEx	China Resources Ltd	18	22	Value Linkup	Value Linkup
4337	HKEx	Starbucks Corp	12	11	Value Linkup	Value Linkup
2382	HKEx	Suway Optical Technology (Group) Co Ltd	39	39	Value Linkup	Value Linkup
8318	HKEx	A King Services Co Ltd	40	44	Value Linkup	Value Linkup
1193	HKEx	China Resources Gas Group Ltd	18	21	Value Linkup	Value Linkup

© 2020 Trading Central. All Rights Reserved. The information contained herein (i) is proprietary to Trading Central and/or its content providers; (ii) may not be copied or distributed; (iii) is not intended to be accurate, complete or timely; and (iv) does not constitute advice or a recommendation by Money Smart Securities (HK) LTD, Trading Central or its content providers in respect of the investment or financial instruments. Trading Smart Securities (HK) LTD and Trading Central and its content providers are responsible for any damages or losses arising from any use of this information. Past performance is no guarantee of future results.

Pricing, historical chart data and fundamental company data are provided by Morningstar Research Pty.

Trading Central is a registered trademark of Trading Central.

If you want to examine your favorite stocks whether it is a good value investment, enter stock symbol or name in the search box.

(TIPS: For Hong Kong stocks symbols which is less than 4 digits, remember to input the “0”. For example, for Tencent Holdings Ltd, enter “0700” instead of “700”.)

Overview | Value Lookup | Value Screener | Pre-Screened Value Stocks | Education

Value Analyzer™

Insights for the Value Investor

Brought to you by Trading Central, a third-party investors technology and research house.

Enter Symbol or Name

Explore these categories

- By Sector
- Dividends
- Screener

Value Analyzer™

Insights for the Value Investor

Brought to you by Trading Central, a third-party investment technology and research house.

Q

Suggestions for 0700 X

0700	Tencent Holdings Ltd	Stocks - HKEx
------	----------------------	---------------

By Sector
Dividends
Screeners

Overview | Value Lookup | Value Screener | Pre-Screened Value Stocks | Education

Value Lookup

Find out if a stock is a good candidate for value investing.

Symbol Hong Kong Search
Q Symbol Lookup

Tencent Holdings Ltd

0700.HK 543.000 USD Last Close

[Options Available](#) | [Interactive Media](#) [Chart Lookup](#)

Value Summary

<p>Revenue: 421,852 (M USD)</p> <p>Estimated EPS Growth: 24.3%</p> <p>Estimated P/E Ratio: 45.1x</p> <p>EPS: 12,000,000 (USD)</p> <p>Price/Earnings Ratio: 18.25</p> <p>Current Fiscal Year: 2020-12</p>	<p>Next Fair Value: 🔔</p> <p>Rate of Return Estimate: 9%</p> <p>Project Value Chart</p>	<p>Tencent is a Chinese internet giant with subsidiaries and investments in a wide variety of internet services and content. Major services include communication and social networking (Weixin/WeChat and QQ), online PC and mobile games, content (music, video, music, comics, and literature), adtech (email, app store, mobile security, and mobile browser), the cloud, and financial technology. Tencent [...] http://www.tencent.com</p>
--	--	---

Revenue and Earnings History

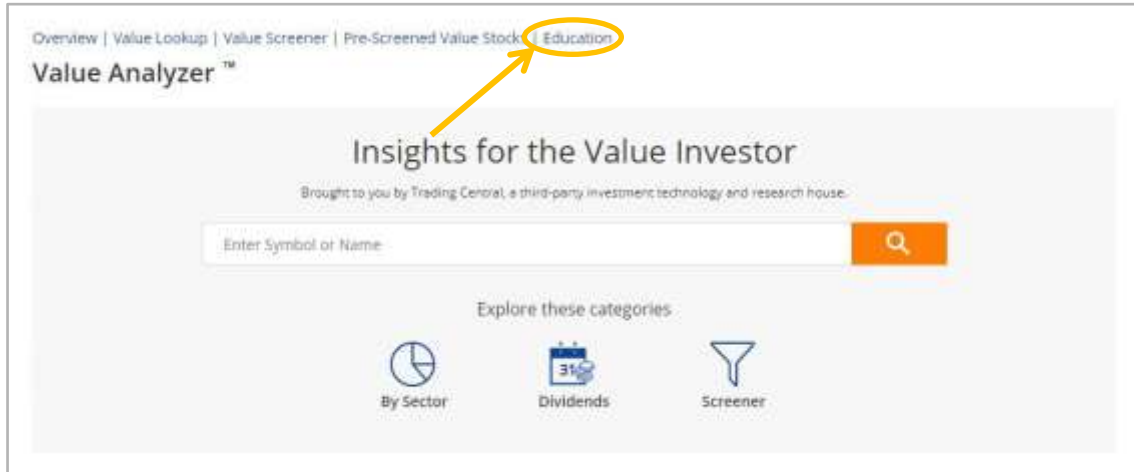
Value Chart (Click to Project)

Cash and Equivalents

Dividends

Interest Revenue and EPS

Finally, if you want to learn more value investing, click “EDUCATION” and there are some education materials for let you know more about the key concept of value investing. If you want to learn more advanced tutorial about the Trading Central platform, check out the official YouTube channel of Trading Central: <https://www.youtube.com/c/TradingCentral/playlists>




Overview | Value Lookup | Value Screener | Pre-Screened Value Stock | **Education**

Value Analyzer™

Insights for the Value Investor

Brought to you by Trading Central, a third-party investment technology and research house.

Overview | Value Lookup | Value Screener | Pre-Screened Value Stocks | **Education** Help

Value Analyzer™ Educational Material

Learning Center

Value investing is a timeless investing strategy used by some of the World's most successful investors. Now the process has been simplified so that opportunities are available to you at the click of a button.

Introduction to Value Investing	Learn the key concepts of Value investing and how to select stocks that fit the criteria.
Understanding "Fair Value"	Learn the key concept of 'fair value', which helps you to know how much to pay for a stock.

© 2020 Trading Central. All Rights Reserved. The information contained herein: (1) is proprietary to Trading Central and/or its content providers; (2) may not be copied or distributed; (3) is not warranted to be accurate, complete or timely; and, (4) does not constitute advice or a recommendation by Monex Boom Securities (H.K.) LTD, Trading Central or its content providers in respect of the investment in financial instruments. Neither Monex Boom Securities (H.K.) LTD nor Trading Central nor its content providers are responsible for any damages or losses arising from any use of this information. Past performance is no guarantee of future results.

Pricing, historical chart data and fundamental company data are provided by Morningstar Research Inc.

Technical Event® is a registered trademark of Trading Central.

Trading Central products and services are protected under U.S. Patent Nos.: 6,801,201; 7,469,226; 7,469,238; 7,835,966; and 7,853,506; and corresponding foreign patents.